




L Series

STAINLESS STEEL SUBMERSIBLE PUMPS
FOR 6" AND LARGER WELLS

60 HZ, 3-60 HP

VFD COMPATIBLE - UP TO 80 HZ

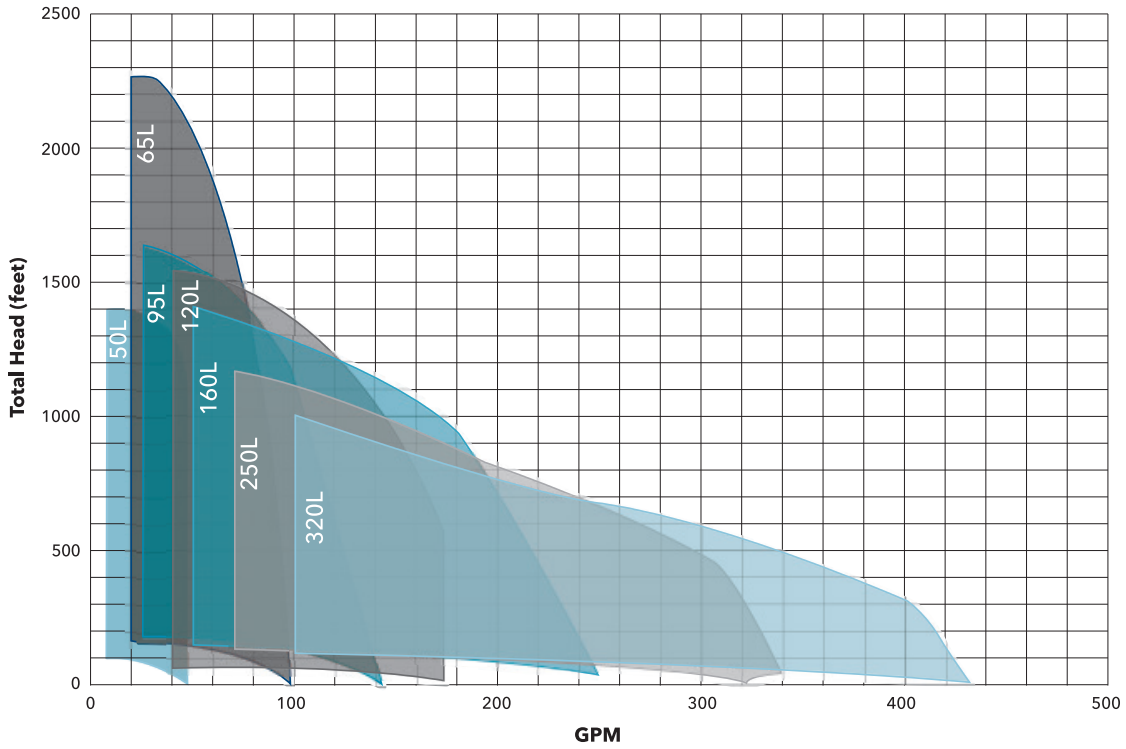


SUPERIOR CONSTRUCTION

- Tungsten carbide support bearings provide exceptional radial shaft support and excellent abrasive and wear resistance
- Integral upthrust bearing protects impellers from damage
- Replaceable and self-aligning impeller wear ring lowers maintenance costs and improves efficiency
- Superior sand handling design provides longer life and fewer repairs
- Cast 304 SS discharge head and motor adapter are more robust than fabricated pump designs and provide strong connection points for piping and motor

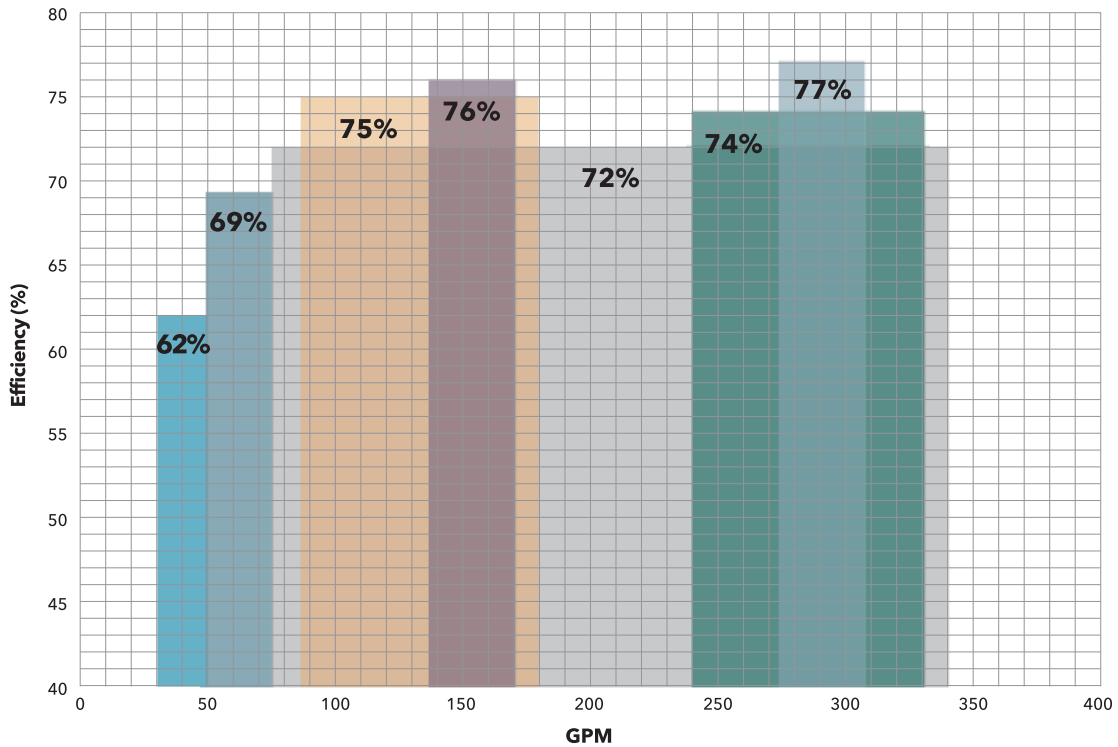
Designed for the most demanding agricultural, municipal, and commercial applications. You can trust the performance of the 6" Stainless Steel L Series.

PERFORMANCE RANGE CURVE



EFFICIENCY RANGE

Improved efficiency translates into lower life cycle costs and reduced energy consumption.



Xylem Inc.
 2881 East Bayard Street Ext., Seneca Falls, NY 13148
 Phone: (866) 325-4210 • Fax: (888) 322-5877
www.gouldswatertechnology.com

Goulds is a registered trademark of Goulds Pumps, Inc. and is used under license.
 © 2015 Xylem Inc. LSALES August 2015